crosby shackles

Issue 01

Crosby® Round Pin Shackles

Round Pin Anchor Shackles

- Capacities 1/2 through 35 metric tons.
- Forged - quenched and tempered, with alloy pin.
- working load limit permanently shown on every shackle.
- Hot dip galvanised or self-coloured.
- Fatigue rated.
- Shackles can be furnished proof tested with certificates to designated standards, such as ABS, DNV, Lloyds or other certification. Charges for proof testing and certification.
- Shackles are quenched and tempered and can meet DNV impact requirements of 42 joules at -20 degrees C.
- Look for the Red Pin®... the mark of genuine Crosby Quality.

Round Pin Chain Shackles

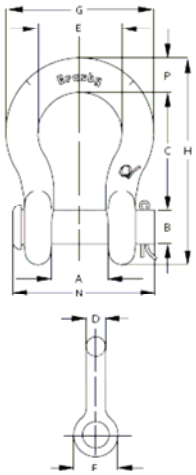

Nominal Size Inches	Working load limit Tonnes	Stock No.		Weight kgs	Dimensions mm										Tolerance +/-	
		G213	S213		A	B	C	D	E	F	G	H	N	P	C	A
1/4	1/2	1018017	1018026	0.06	11.9	7.85	28.7	6.35	19.8	15.5	32.5	46.7	34.0	6.35	1.50	1.50
5/16	3/4	1018035	1018044	0.08	13.5	9.65	31.0	7.85	21.3	19.1	37.3	53.0	40.4	7.85	1.50	1.50
3/8	1	1018053	1018062	0.13	16.8	11.2	36.6	9.65	26.2	23.1	45.2	63.0	47.2	9.65	3.30	1.50
7/16	1 1/2	1018071	1018080	0.17	19.1	12.7	42.9	11.2	29.5	26.9	51.5	74.0	54.0	11.2	3.30	1.50
1/2	2	1018099	1018106	0.32	20.6	16.0	47.8	12.7	33.3	30.2	58.5	83.5	60.5	12.7	3.30	1.50
5/8	3 1/4	1018115	1018124	0.68	26.9	19.1	60.5	16.0	42.9	38.1	74.5	106	74.0	17.5	3.30	1.50
3/4	4 3/4	1018133	1018142	1.05	31.8	22.4	71.5	19.1	51.0	46.0	89.0	126	87.0	20.6	6.35	1.50
7/8	6 1/2	1018151	1018160	1.58	36.6	25.4	84.0	22.4	58.0	53.0	102	148	96.5	24.6	6.35	1.50
1	8 1/2	1018179	1018188	2.27	42.9	28.7	95.5	25.4	68.5	60.5	119	167	115	26.9	6.35	1.50
1 1/8	9 1/2	1018197	1018204	3.16	46.0	31.8	108	28.7	74.0	68.5	131	190	130	31.8	6.35	1.50
1 1/4	12	1018213	1018222	4.42	51.5	35.1	119	32.8	82.5	76.0	146	210	140	35.1	6.35	1.50
1 3/8	13 1/2	1018231	1018240	6.01	57.0	38.1	133	36.1	92.0	84.0	162	233	156	38.1	6.35	3.30
1 1/2	17	1018259	1018268	7.80	60.5	41.4	146	39.1	98.5	92.0	175	254	165	41.1	6.35	3.30
1 3/4	25	1018277	1018286	13.4	73.0	51.0	178	46.7	127	106	225	313	197	57.0	6.35	3.30
2	35	1018295	1018302	20.8	82.5	57.0	197	53.0	146	122	253	348	222	61.0	6.35	3.30

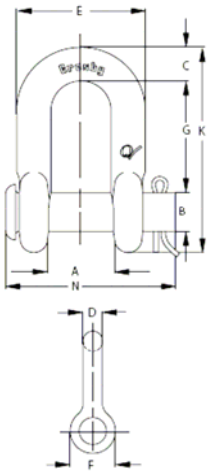

Nominal Size Inches	Working load limit Tonnes	Stock No.		Weight kgs	Dimensions mm									Tolerance +/-	
		G215	S215		A	B	C	D	E	F	G	K	N	G	A
1/4	1/2	1018810	1018829	0.05	11.9	7.85	28.7	6.35	19.8	15.5	32.5	46.7	34.0	1.50	1.50
5/16	3/4	1018838	1018847	0.08	13.5	9.65	31.0	7.85	21.3	19.1	37.3	53.0	40.4	1.50	1.50
3/8	1	1018856	1018865	0.11	16.8	11.2	36.6	9.65	26.2	23.1	45.2	63.0	47.2	3.30	1.50
7/16	1 1/2	1018874	1018883	0.18	19.1	12.7	42.9	11.2	29.5	26.9	51.5	74.0	54.0	3.30	1.50
1/2	2	1018892	1018909	0.23	20.6	16.0	47.8	12.7	33.3	30.2	58.5	83.5	60.5	3.30	1.50
5/8	3 1/4	1018918	1018927	0.55	26.9	19.1	60.5	16.0	42.9	38.1	74.5	106	74.0	3.30	1.50
3/4	4 3/4	1018936	1018945	0.91	31.8	22.4	71.5	19.1	51.0	46.0	89.0	126	87.0	6.35	1.50
7/8	6 1/2	1018954	1018963	1.49	36.6	25.4	84.0	22.4	58.0	53.0	102	148	96.5	6.35	1.50
1	8 1/2	1018972	1018981	2.15	42.9	28.7	95.5	25.4	68.5	6.5	119	167	115	6.35	1.50
1 1/8	9 1/2	1018990	1019007	2.86	46.0	31.8	108	28.7	74.0	68.5	131	190	130	6.35	1.50
1 1/4	12	1019016	1019025	4.08	51.5	35.1	119	32.8	82.5	76.0	146	210	140	6.35	3.30
1 3/8	13 1/2	1019034	1019043	5.44	57.0	38.1	133	36.1	92.0	84.0	162	233	156	6.35	3.30
1 1/2	17	1019052	1019061	7.33	60.5	41.4	146	39.1	98.5	92.0	175	254	165	6.35	3.30
1 3/4	25	1019070	1019089	13.6	73.0	51.0	178	46.7	127	106	225	313	197	6.35	3.30
2	35	1019098	1019105	19.6	82.50	57.0	197	53.0	146	122	253	348	222	6.35	3.30

* NOTE: Maximum Proof Load is 2 times the working load limit. Minimum Ultimate Strength is 6 times the working load limit.
Round pin shackles are not suitable for side loading applications.

Crosby® Round Pin Shackles

Screw Pin Anchor Shackles

Screw Pin Chain Shackles

- Capacities 1/3 through 55 metric tons.
- Forged - quenched and tempered, with alloy pin.
- working load limit permanently shown on every shackle.
- Hot dip galvanised or self-coloured.
- Fatigue Rated. Shackles can be furnished proof tested with certificates to designated standards, such as ABS, DNV, Lloyds or other certification. Charges for proof testing and certification available when requested at the time of order.
- Shackles are quenched and tempered and can meet DNV impact requirements of 42 joules at -20C.

Nominal Size Inches	Working load limit Tonnes	Stock No.		Weight kgs	Dimensions mm											Tolerance +/-	
		G209	S209		A	B	C	D	E	F	G	H	L	M	P	C	A
3/16	1/3	1018357	-	0.03	9.65	6.35	22.4	4.85	15.2	14.2	24.9	37.3	4.06	28.4	4.85	1.50	1.50
1/4	1/2	1018375	1018384	0.05	11.9	7.85	28.7	6.35	19.8	15.5	32.5	46.7	4.85	35.1	6.35	1.50	1.50
5/16	3/4	1018393	1018400	0.09	13.5	9.65	31.0	7.85	21.3	19.1	37.3	53.0	5.60	42.2	7.85	3.30	1.50
3/8	1	1018419	1018428	0.14	16.8	11.2	36.6	9.65	26.2	23.1	45.2	63.0	6.35	51.5	9.65	3.30	1.50
7/16	1 1/2	1018437	1018446	0.17	19.1	12.7	42.9	11.2	29.5	26.9	51.5	74.0	7.85	6.5	11.2	3.30	1.50
1/12	2	1018455	1018464	0.33	20.6	16.0	47.8	12.7	33.3	30.2	58.5	83.5	9.65	68.5	12.7	3.30	1.50
5/8	3 1/4	1018473	1018482	0.62	26.9	19.1	60.5	16.0	42.9	38.1	74.5	106	11.2	85.0	17.5	6.35	1.50
3/4	4 3/4	1018491	1018507	1.07	31.8	22.4	71.5	19.1	51.0	46.0	89.0	126	12.7	101	20.6	6.35	1.50
7/8	6 1/2	1018516	1018525	1.64	36.6	25.4	84.0	22.4	58.0	53.0	102	148	12.7	114	24.6	6.35	1.50
1	81/2	1018534	1018543	2.28	42.9	28.7	95.5	25.4	68.5	60.5	119	167	14.2	129	26.9	6.35	1.50
1 1/8	9 1/2	1018552	1018561	3.36	46.0	31.8	108	29.5	74.0	68.5	131	190	16.0	142	37.8	6.35	1.50
1 1/4	12	1018570	1018589	4.31	51.5	35.1	119	32.8	82.5	76.0	146	210	17.5	156	35.1	6.35	1.50
1 3/8	13 1/2	1018598	1018605	6.14	57.0	38.1	133	36.1	92.0	84.0	162	233	19.1	174	38.1	6.35	3.30
1 1/2	17	1018614	1018623	7.80	60.5	41.4	146	39.1	98.5	92.0	175	254	20.6	187	41.1	6.35	3.30
1 3/4	25	1018632	1018641	12.6	73.0	51.0	178	46.7	127	106	225	313	25.4	231	57.0	6.35	3.30
2	35	1018650	1018669	20.4	82.5	57.0	197	53.0	146	122	253	348	31.0	263	61.0	6.35	3.30
2 1/2	55	1018678	1018687	38.9	105	70.0	267	69.0	184	145	327	453	35.1	330	79.5	6.35	6.35

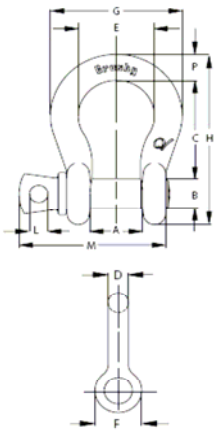

Nominal Size Inches	Working load limit Tonnes	Stock No.		Weight kgs	Dimensions mm										Tolerance +/-	
		G210	S210		A	B	C	D	E	F	G	K	L	M	A	A
1/4	1/2	1019150	1019169	0.05	11.9	7.85	6.35	6.35	24.6	15.5	22.4	40.4	4.85	35.1	1.50	1.50
5/16	3/4	1019178	1019187	0.08	13.5	9.65	7.85	7.85	29.5	19.1	26.2	48.5	5.60	42.2	1.50	1.50
3/8	1	1019196	1019203	0.13	16.8	11.2	9.65	9.65	35.8	23.1	31.8	58.5	6.35	51.5	3.30	1.50
7/16	1 1/2	1019212	1019221	0.20	19.1	12.7	11.2	11.2	41.4	26.9	36.6	67.5	7.85	60.5	3.30	1.50
1/2	2	1019230	1019249	0.2	20.6	16.0	12.7	12.7	46.0	30.2	41.4	77.0	9.65	68.5	3.30	1.50
5/8	3 1/4	1019258	1019267	0.57	26.9	19.1	15.7	16.0	58.5	38.1	51.0	95.5	11.2	85.0	3.30	1.50
3/4	4 3/4	1019276	1019285	1.20	31.8	22.4	20.6	19.1	70.0	46.0	60.5	115	12.7	101	6.35	1.50
7/8	6 1/2	1019294	1019301	1.43	36.6	25.4	24.6	22.4	81.0	53.0	71.5	135	12.7	114	6.35	1.50
1	8 1/2	1019310	1019329	2.15	42.9	28.7	25.4	25.4	93.5	60.5	81.0	151	14.2	129	6.35	1.50
1 1/8	9 1/2	1019338	1019347	3.06	46.0	31.8	31.8	28.7	103	68.5	91.0	172	16.0	142	6.35	1.50
1 1/4	12	1019356	1019365	4.11	51.5	35.1	35.1	31.8	115	76.0	100	191	17.5	156	6.35	3.30
1 3/8	13 1/2	1019374	1019383	5.28	57.0	38.1	38.1	35.1	127	84.0	111	210	19.1	174	6.35	3.30
1 1/2	17	1019392	1019409	7.23	60.5	41.4	41.1	38.1	137	92.0	122	230	20.6	187	6.35	3.30
1 3/4	25	1019418	1019427	12.1	73.0	51.0	54.0	44.5	162	103	146	279	25.4	231	6.35	3.30
2	35	1019436	1019445	19.2	82.5	57.0	60.0	51.0	184	122	172	312	31.0	263	6.35	3.30
2 1/2	55	1019454	1019463	32.5	105	70.0	66.5	66.5	238	145	203	377	35.1	330	6.35	6.35

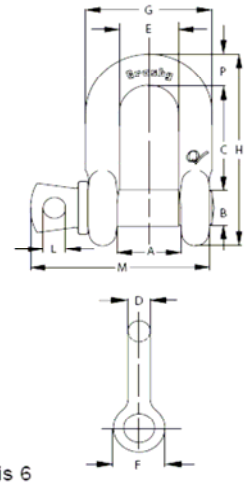

* NOTE: Maximum Proof Load is 2 times the working load limit. Minimum Ultimate Strength is 6 times the working load limit. For working load limit reduction due to side loading applications

Crosby® Alloy Screw Pin Shackles

Crosby Alloy Screw Pin Shackles

- Capacities 2 through 21 metric tons.
- Forged Alloy Steel - quenched and tempered, with alloy pins.
- working load limit permanently shown on every shackle.
- Hot dip galvanised.
- Crosby products meet or exceed all the requirements of ASME B30.26 including identification, ductility, design factor, proof load and temperature requirements. Importantly, Crosby products meet other critical performance requirements including fatigue life, impact properties and material traceability, not addressed by ASME B20.26.
- Shackles can be furnished proof tested with certificates to designated standards, such as ABS, DNV, Lloyds, or other certification. Charges for proof testing and certification available when requested at time of order.

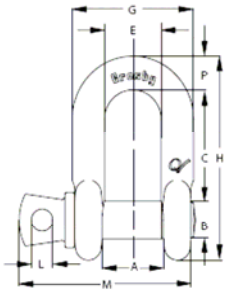

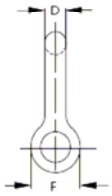

G-209A
Crosby Alloy Screw Pin Shackles

Nominal Size Inches	Working load limit Tonnes	Stock No.	Weight kgs	Dimensions mm											Tolerance +/-	
		G213		A	B	C	D	E	F	G	H	L	M	P	C	A
3/8	2	1017450	0.14	16.8	11.2	36.6	9.65	26.2	23.1	45.2	63.5	6.35	51.5	9.65	3.30	1.50
7/16	2 2/3	1017472	0.17	19.1	12.7	42.9	11.2	29.5	26.9	51.5	74.0	7.85	60.5	11.2	3.30	15.0
1/2	3 1/3	1017494	0.29	20.6	16.0	47.8	12.7	23.3	30.2	58.5	83.5	9.65	68.5	12.7	3.30	15.0
5/8	5	1017516	0.63	26.9	19.01	60.5	16.0	42.9	38.1	74.5	106	11.2	85.0	17.5	3.30	15.0
3/8	7	1017538	1.02	31.8	22.4	71.5	19.1	51.0	46.0	89.0	126	12.7	101	20.6	6.35	15.0
7/8	9 1/2	1017560	1.53	36.6	25.4	84.0	22.4	58.0	53.0	102	148	12.7	114	24.6	6.35	15.0
1	12 1/2	1017582	2.41	42.9	28.7	95.5	25.4	68.5	60.5	119	167	14.2	129	26.9	6.35	15.0
1 1/8	15	1017604	3.09	46.0	31.8	108	29.5	74.0	68.5	131	190	16.0	142	31.8	6.35	15.0
1 1/4	18	1017626	4.31	51.5	35.1	119	32.8	82.8	76.0	146	210	17.5	156	35.1	6.35	15.0
1 3/8	21	1017648	6.01	57.0	38.1	133	36.1	92.0	84.0	162	233	19.1	174	38.1	6.35	3.30

Crosby® Bolt Type Shackles

Bolt Type Anchor Shackles

- working load limit permanently shown on every shackle.
- Capacities 1/3 through 150 metric tons.
- Forged — quenched and tempered, with alloy pins.
- Hot dip galvanised or self coloured.
- Fatigue rated.
- Crosby products meet or exceed all the requirements of ASME B30.26 including identification, ductility, design factor, proof load and temperature requirements. Importantly, Crosby products meet other critical performance requirements including fatigue life, impact properties and material traceability, not addressed by ASME B20.26.
- Shackles 55 metric tons and smaller can be furnished proof tested with certificates to designated standards, such as ABS, DNV, Lloyds, or other certification. Shackles 85 metric tons and larger can be provided as follows:
  - Non Destructive Tested
  - Serialized Pin and Bow

(Material Certification (Chemical) Certification must be requested at time of order).

Bolt Type Chain Shackles

Nominal Size Inches	Working load limit Tonnes	Stock No.		Weight kgs	Dimensions mm									Tolerance +/-	
		G2130	S2130		A	B	C	D	E	F	H	L	N	C	A
3/16	1/3 ‡	1019464	-	0.03	9.65	6.35	22.4	4.85	15.2	14.2	37.3	24.9	4.85	1.50	1.50
1/4	1/2	1019466	-	0.05	11.9	7.85	28.7	6.35	19.8	15.5	46.7	32.5	6.35	1.50	1.50
5/16	3/4	1019468	-	0.10	13.5	9.65	31.0	7.85	21.3	19.1	53.0	37.3	7.85	3.30	1.50
3/8	1	1019470	-	0.15	16.8	11.2	36.6	9.65	26.2	23.1	63.0	45.2	9.65	3.30	1.50
7/16	1 1/2	1019471	-	0.22	19.1	12.7	42.9	11.2	29.5	26.9	74.0	51.5	11.2	3.30	1.50
1/12	2	1019472	1019481	0.36	20.6	16.0	47.8	12.7	33.3	30.2	83.5	58.5	12.7	3.30	1.50
5/8	3 1/4	1019490	1019506	0.62	26.9	19.1	60.5	16.0	42.9	38.1	106	74.5	17.5	6.35	1.50
3/4	4 3/4	1019515	1019524	1.23	31.8	22.4	71.5	19.1	51.0	46.0	126	89.0	20.6	6.35	1.50
7/8	6 1/2	1019533	1019542	1.79	36.6	25.4	84.0	22.4	58.0	53.0	148	102	24.6	6.35	1.50
1	8 1/2	1019551	1019560	2.28	42.9	28.7	95.5	25.4	68.5	60.5	167	119	26.9	6.35	1.50
1 1/8	9 1/2	1019579	1019588	3.75	46.0	31.8	108	28.7	74.0	68.5	190	131	31.8	6.35	1.50
1 1/4	12	1019597	1019604	5.31	51.5	35.1	119	31.8	82.5	76.0	210	146	35.1	6.35	1.50
1 3/8	13 1/2	1019613	1019622	7.18	57.0	38.1	133	35.1	92.0	84.0	233	162	38.1	6.35	3.30
1 1/2	17	1019631	1019640	9.43	60.5	41.4	146	38.1	98.5	92.0	254	175	41.1	6.35	3.30
1 3/4	25	1019659	1019668	15.4	73.0	51.0	178	44.5	127	106	313	225	57.0	6.35	3.30
2	35	1019677	1019686	23.7	82.5	57.0	197	51.0	146	122	348	253	61.0	6.35	3.30
2 1/2	55	1019695	1019702	44.6	105	70.0	267	66.5	184	145	453	327	79.9	6.35	6.35
3	† 85	1019711	-	70	127	82.5	330	76.0	200	165	546	365	92.0	6.35	6.35
3 1/2	† 120 ‡	1019739	-	120	133	95.5	372	92.0	229	203	626	419	105	6.35	6.35
4	† 150 ‡	1019757	-	153	140	108	368	104	254	229	653	468	116	6.35	6.35

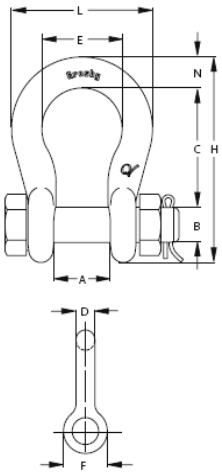

Nominal Size Inches	Working load limit Tonnes	Stock No.		Weight kgs	Dimensions mm									Tolerance +/-	
		G2150	S2150		A	B	D	F	G	K	M	P	R	G	A
1/4	1/2	1019768	-	0.06	11.9	7.85	6.35	15.5	19.1	40.4	24.6	39.6	6.35	1.50	1.50
5/16	3/4	1019770	-	0.10	13.5	9.65	7.85	19.1	25.4	48.5	29.5	46.2	7.85	1.50	1.50
3/8	1	1019772	-	0.15	16.8	12.2	9.65	23.1	31.0	58.5	35.8	55.0	9.65	3.30	1.50
7/16	1 1/2	1019774	-	0.22	19.1	12.7	11.2	26.9	36.1	67.5	41.1	63.5	11.2	3.30	1.50
1/2	2	1019775	1019784	0.34	20.6	16.0	12.7	30.2	41.4	77.0	46.0	71.0	12.7	3.30	1.50
5/8	3 1/4	1019793	1019800	0.67	26.9	19.1	16.0	38.1	51.0	95.5	58.5	89.5	16.0	3.30	1.50
3/4	4 3/4	1019819	1019828	1.14	31.8	22.4	19.1	46.0	60.5	115	70.0	103	20.6	6.35	1.50
7/8	6 1/2	1019837	1019846	1.74	36.6	25.4	22.4	53.0	71.5	135	81.0	120	24.6	6.35	1.50
1	8 1/2	1019855	1019864	2.52	42.9	28.7	25.4	60.5	81.0	151	93.5	135	25.4	6.35	1.50
1 1/8	9 1/2	1019873	1019882	3.45	46.0	31.8	28.7	68.5	91.0	172	103	150	31.8	6.35	1.50
1 1/4	12	1019891	1019908	4.90	51.5	35.1	31.8	76.0	100	191	115	165	35.1	6.35	1.50
1 3/8	13 1/2	1019917	1019926	6.24	57.0	38.1	35.1	84.0	111	210	127	183	38.1	6.35	3.30
1 1/2	17	1019935	1019944	8.39	60.5	41.4	38.1	92.0	122	230	137	196	41.1	6.35	3.30
1 3/4	25	1019953	1019962	14.2	73.0	51.0	44.5	106	146	279	162	230	54.0	6.35	3.30
2	35	1019971	1019980	21.2	82.5	57.0	51.0	122	172	312	184	264	60.0	6.35	3.30
2 1/2	55	1019999	1020004	38.6	105	70.0	66.5	145	203	377	238	344	66.5	6.35	6.35
3	† 85	1020013	-	56	127	82.5	76.0	165	216	429	279	419	89.0	6.35	6.35

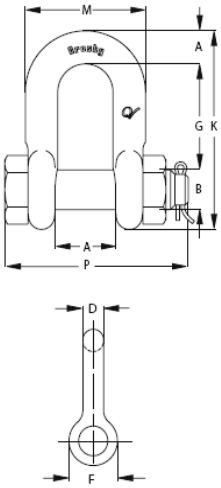

Crosby® Alloy Bolt Type Shackles

Alloy Bolt Type Anchor Shackles

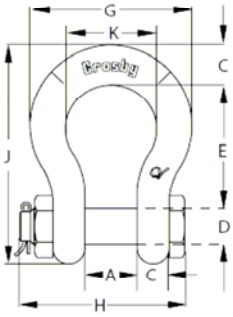

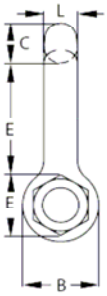

- Quenched and tempered.
- Alloy bows, alloy bolts.
- Forged alloy steel 30 through 175 metric tons.
- Cast alloy steel 200 through 400 metric tons.
- Working load limit is permanently shown on every shackle.
- All sizes are individually proof tested to 2 times the working load limit.
- Pins are galvanised and painted red.
- Certification must be provided at time of order.
- Shackles are quenched and tempered and can meet DNV impact requirements of 42 joules at -20 Celsius.
- Crosby products meet or exceed all the requirements of ASME B30.26 including identification, ductility, design factor, proof load and temperature requirements. Importantly, Crosby products meet other critical performance requirements including fatigue life, not addressed by ASME B30.26.
- Shackles 200 metric tons and larger are provided as follows.

  Serialised Pin and Bow
  Material Certification (Chemical)
  Magnetic particle Inspected

Nominal Size Inches	Working load limit Tonnes	Stock No.	Weight kgs	Dimensions mm											Tolerance +/-	
		G213		A	B	C	D	E	F	G	H	L	M	P	C	A
3/8	2	1017450	0.14	16.8	11.2	36.6	9.65	26.2	23.1	45.2	63.5	6.35	51.5	9.65	3.30	1.50
7/16	2 2/3	1017472	0.17	19.1	12.7	42.9	11.2	29.5	26.9	51.5	74.0	7.85	60.5	11.2	3.30	15.0
1/2	3 1/3	1017494	0.29	20.6	16.0	47.8	12.7	23.3	30.2	58.5	83.5	9.65	68.5	12.7	3.30	15.0
5/8	5	1017516	0.63	26.9	19.01	60.5	16.0	42.9	38.1	74.5	106	11.2	85.0	17.5	3.30	15.0
3/8	7	1017538	1.02	31.8	22.4	71.5	19.1	51.0	46.0	89.0	126	12.7	101	20.6	6.35	15.0
7/8	9 1/2	1017560	1.53	36.6	25.4	84.0	22.4	58.0	53.0	102	148	12.7	114	24.6	6.35	15.0
1	12 1/2	1017582	2.41	42.9	28.7	95.5	25.4	68.5	60.5	119	167	14.2	129	26.9	6.35	15.0
1 1/8	15	1017604	3.09	46.0	31.8	108	29.5	74.0	68.5	131	190	16.0	142	31.8	6.35	15.0
1 1/4	18	1017626	4.31	51.5	35.1	119	32.8	82.8	76.0	146	210	17.5	156	35.1	6.35	15.0
1 3/8	21	1017648	6.01	57.0	38.1	133	36.1	92.0	84.0	162	233	19.1	174	38.1	6.35	3.30

* Note: Maximum Proof Load is 2 times the working load limit. Minimum Ultimate Load is 4 times the working load limit on 200 through 400 metric Tons. For sizes 30 through 175 metric Tons, Minimum Ultimate Load is 5.4 times the working load limit.

Crosby® Wide Body Shackles

Alloy Bolt Type Anchor Shackles

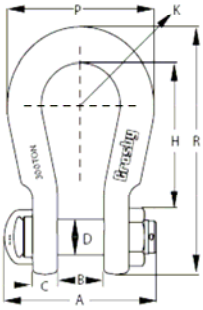

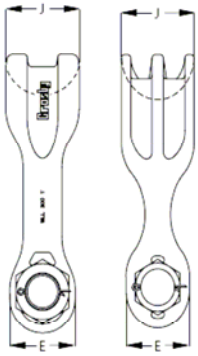

- All sizes are quenched and tempered for maximum strength.
- Forged alloy steel from 30 through 300 metric tons.
- Cast alloy steel from 400 through 1000 metric tons.
- Sizes 400 tons and larger are tested to 1.33 the working load limit.
- All ratings are in metric tons, embossed on the side of the bow.
- Bows and pins are furnished dimecoated. All pins are dimecoated then painted red.
- Greatly improves wearability of wire rope slings.
- Can be used to connect **High Strength** synthetic web slings, **High Strength** synthetic round slings or wire rope slings.
- Increase in shackle bow radius provides minimum 58% gain in sling bearing surface and eliminates need for a thimble.
- Increases usable sling strength minimum of 15%.
- Pin is non rotating, with held on handles for easier use (300T and larger)
- All 2160 shackles are individually proof tested, Crosby certification available at time of order.
- Shackles requiring ABS, DNV, Lloyds and other certifications are available upon request and must be specified at time of order.
- Shackles are produced in accordance with certified lifting appliance requirements.
  - Serialisation
  - Material testing/ Identification (Physical / Chemical / Charpy)
  - Proof testing
- Crosby products meet or exceed all the requirements of ASME B30.26 including identification, ductility, design factor, proof load and temperature requirements. Importantly, Crosby products meet other critical performance requirements including fatigue life, not addressed by ASME B30.26.

working load limit Tonnes	G-2160 Stock No.	Weight Each kgs	Dimensions mm										
			A	B +/- 6.35	C	D +/- 0.5	E	G	H	J	K	P	R
† 30	1021575	11.3	197	60.5	35.1	41.4	90.4	51.0	165	79.5	63.5	232	279
† 40	1021584	15.9	230	73.2	44.5	51.0	102	58.7	205	95.3	76.2	270	346
† 55	1021593	32.2	264	82.5	51.0	57.4	118	66.8	238	114	88.9	327	394
† 75	1021290	45	346	105	54.0	70.0	121	64.0	290	120	92.5	313	465
† 125	1021307	73	400	130	65.0	80.0	145	80.0	365	150	110	380	576
† 200	1021316	227	508	150	85.0	105	185	110	480	205	137	495	757
† 300	1021325	368	591	185	102	133	235	140	600	265	160	601	950
†† 400	1021334	472	715	220	131	160	280	160	575	320	185	690	985
†† 500	1021343	625	809	250	142	180	318	170	630	340	225	790	1085
†† 600	1021352	831	913	275	153	200	350	185	700	370	247	865	1200
†† 700	1021361	1109	992	300	167	215	376	200	735	400	270	940	1275
†† 800	1021254	1368	986	325	183	230	400	210	750	420	277	975	1323
†† 900	1021389	1559	1050	350	198	250	430	220	757	440	293	1025	1373
†† 1000	1021370	1824	1176	380	212	270	450	230	760	460	308	1075	1405